


INTERNATIONAL
HARVESTER



McCORMICK
INTERNATIONAL®

353




McCORMICK INTERNATIONAL® 353


The all-new 353 is truly the most handiest all-round tractor of its class. With a full, continuous 36 hp it's the ideal tractor for medium-size farming operations or as a big-farm secondary power. It's tough and robust both in design and performance. Optional transmissions give you the right speed for every job. Packed with big-tractor features — new optional transmission ... new EXACT hydraulic system with cat I and II 3-point hitch ... new large dimensioned disk brakes ... fully proved differential lock, plus a new world of operator comfort and convenience — make the 353 a real pleasure to work with.




IH 3-cylinder Diesel Engine. This engine belongs to a new engine family developed and built by IH Neuss engineers. Outstanding characteristics of these direct-injection engines are their smooth responsive performance, exceptional low fuel consumption and above-all easy maintenance — oil change only every 200 hours, throw-away type oil filter, maintenance-free BOSCH fuel pump.





AGRIOMATIC 8+2 Easy-shift Transmission. Effortless, instant change from high to low range — without use of the foot clutch or gear shift! — simply by a flick of the AGRIOMATIC control lever. This is a great asset when extra pull is needed on gradients and for added safety on declines. You can reduce travel speed or bring the tractor to a standstill, yet keep PTO at full speed — this is particularly advantageous when working with PTO — driven machines.



8+2 Transmission with Double Clutch and Speed Reducer. By engaging the Speed Reducer you can slow down tractor speed to snail-pace. In addition to the 8 forward and 2 reverse speeds the super creep speed range gives you an additional 4 forward and 1 reverse speed. This provides you with a wide range of speeds to match engine power to load and field conditions for maximum work output at all times.



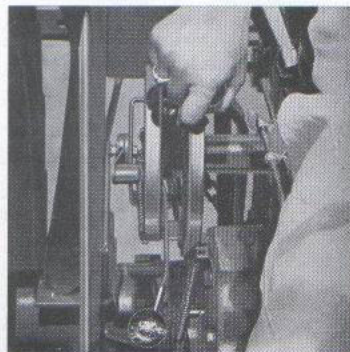

Double Clutch. The 8+2 transmission is equipped with an independent hand-operated clutch which enables you to engage or disengage the PTO on-the-go and under load. This is particularly advantageous when making sharp turns or at field ends, for example. The clutch lever is conveniently located (left) next to the instrument panel.



IH AGRIMATIC 8+2 Easy-shift Transmission. With the IH AGRIMATIC transmission you can slow down or stop the tractor, yet maintain full PTO speed... without clutch action! Simply by pulling back the AGRIMATIC lever gradually speed is infinitely varied to suit job requirements. This is of great significance both in the field and on the highway.

8+2 Transmission with Double Clutch and Speed Reducer. With the new super creep speed attachment you can tailor your working speed down to snail-pace. This is advantageous for special cultivating or planting jobs where an extremely slow speed is desired to prevent crop damage. It ensures peak performance at all times plus extra safety on gradients.

Comfort and Convenience. To reduce fatigue of long days in the field, IH engineers have placed accent on operator's comfort. A deep-cushioned seat with padded back rest is regular equipment. It's adjustable fore and aft and to suit weight and size of operator. No stretching and straining to get at controls, every one is within easy arms reach. Just a quick glance at the tractormeter and De-Luxe meter is all that is needed to check all instruments. Effortless, finger-tip steering... powerful, self-energising disk brakes... proven diff-lock and other traditional IH features make for unmatched ease of operation.



EXACT Hydraulics. Here's the smoothest, most versatile hydraulic system you have ever desired. It gives you instant, precise control of rear-mounted and remotely controlled implements. Varying ground conditions present no problem for the EXACT. Once set, plow depth is automatically maintained. Equally important, all surplus weight is transferred to the rear axle for optimum traction. Maximum safety is afforded by built-in safety devices. Up to 4 auxiliary control valves can be




attached to match your equipment needs exactly and give you the most complete hydraulic system offered on any tractor.

Three-Point Linkage. The rugged 3-point linkage affords the ideal hitch between tractor and implement. Without much effort, category I hitch can be converted in a few minutes to accommodate category II equipment. A heavy-duty short drawbar and side supports are regular... options include long drawbar and swinging drawbar.



Weather Cab

Large, tip-up type, panorama windshield of safety glass with heavy duty tubular frame construction for optimum safety.



Side-mounted Mower

Mower drive direct from tractor transmission. Reputed proven IH cutter bar of special high grade steel.



Front Loader

Suitable for all loader operations, transport work or maintenance jobs on the farm or off.

SPECIFICATIONS

Engine	INTERNATIONAL	
Make	D-155	
Model	38	
Max. gross output, hp DIN	35.6	
Intermittent net output, hp DIN	1900	
Rated engine speed, rpm	14.6 (106)	
Max. torque, mkp (lb. ft.) at speed, rpm	1350	
Number of cylinders	3	
Bore, mm (in.)	98.4 (3 7/8)	
Stroke, mm (in.)	111.1 (4 3/8)	
Piston displacement, cm ³ (cu. in.)	2536 (155)	
Compression ratio	16 : 1	

Battery
12-V, 84 Ah, dry-precharged

Clutch		
Single plate, dry type		
Diameter, mm (in.)	254	(10)

Capacities		
Fuel tank, l (gal.)	60	(15.8)
Crankcase, l (gal.)	6.5	(1.7)
Transmission case, l (gal.)	34.5	(9.1)
Hydraulic system, l (gal.)	12.8	(3.4)
Cooling system, l (gal.)	13	(3.4)

Weight		
With standard equipment, kg (lbs.)	1859	(4090)

Regular Equipment
D-155 3-cyl. Diesel engine; PTO, rear; PTO master shield; parking brake; foot brake 143 mm (5 5/8 in.); differential lock; head lamps for R. H. traffic; combination De-Luxe instrument panel with indicators for: water temperature, generator, fuel, oil pressure, head lamps, directional signal lights; tractor meter; vertical exhaust pipe; battery 12-V, 84 Ah, dry precharged; upholstered tractor seat, adjustable; dual fuel filter with water separator; EXACT hydraulic system; three-point hitch, cat. I and II with side supports, short drawbar cat. I and vertical stop for lower links; crown type rear fenders with seat and directional signal lights;

front axle, adjustable tread; outer front wheel 60 kg (132 lbs.) with draw clevis; transmission version 20 kmph (12.4 mph); AGRIMATIC 8+2 with single clutch and PTO 570 rpm or standard 8+2 with double clutch and PTO 540 rpm; swivel type trailer hitch; front wheels with 5.50-16, 4 PR tires; rear wheels with 11.2/10-28, 6 PR tires.

AGRIOMATIC 8+2 Transmission

Speeds with standard tires:

Range	Gear	kmph	mph
Low	1	1.8	1.1
	2	3.5	2.2
	3	5.6	3.4
	4	7.0	4.3
High	1	4.7	2.9
	2	9.2	5.7
	3	14.6	9.0
	4	18.3	11.4
Reverse	1	3.0	1.9
	2	7.8	4.9

8+2 Transmission with Double Clutch and Speed Reducer

Speeds with standard tires:

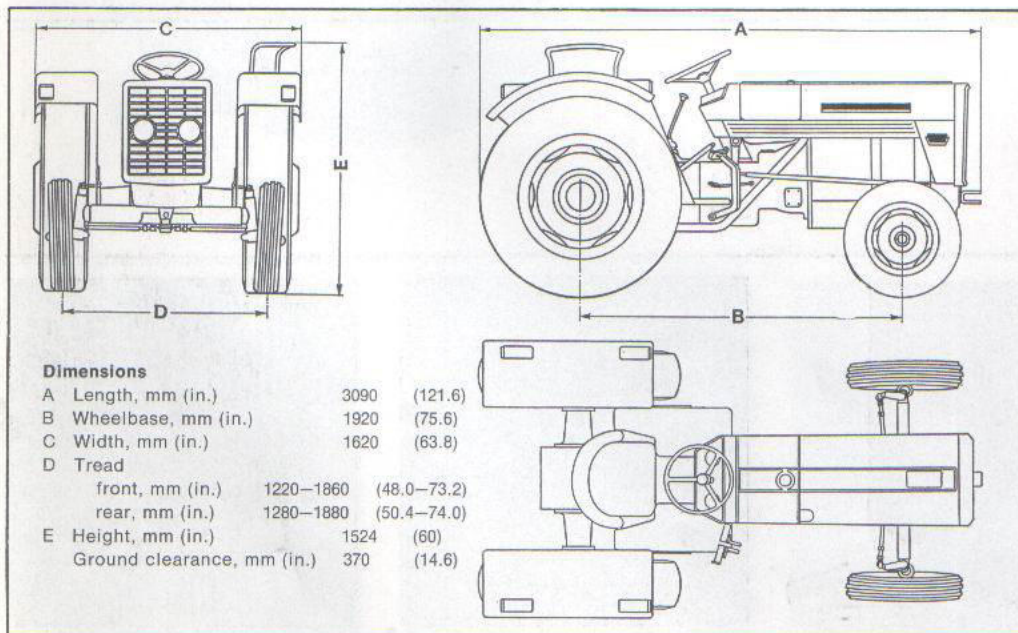
Range	Gear	Direct		with SR	
		kmph	mph	kmph	mph
Low	1	1.8	1.1	0.4	0.2
	2	3.5	2.2	0.8	0.5
	3	5.6	3.4	1.2	0.8
	4	7.0	4.3	1.6	1.0
High	1	4.7	2.9	—	—
	2	9.2	5.7	—	—
	3	14.6	9.0	—	—
	4	18.3	11.4	—	—
Reverse	1	3.0	1.9	0.7	0.4
	2	7.8	4.9	—	—

Special Equipment

4 hp starter; 25 kmph (15.5 mph) transmission version; front wheel splash shields; front wheel weights; inner front weight; front break-away coupling; head lamps for L. H. traffic; De-Luxe tractor seat; independent hand brake; foot brake, 165 mm (6 1/2 in.); additional control valves; long drawbar, cat. I; long drawbar, cat. II; short drawbar, cat. II; swinging drawbar; basic support; seat for crown type rear fenders, R. H.; brake lights for 25 kmph (15.5 mph) transmission version; rear view mirror; rear wheel weights; rear break-away couplings; rear spot light; belt pulley; down-swept exhaust pipe and muffler;

Optional Tires

Front	Rear
6.00-16, 4 PR	9-32, 6 PR; 9-36, 6 PR;
6.00-16, 6 PR	10-36, 6 PR; 11-28, 6 PR;
7.50-16, 6 PR	11-32, 6 PR; 11-36, 6 PR;
	12-28, 6 PR



INTERNATIONAL HARVESTER

INTERNATIONAL HARVESTER COMPANY M.B.H.
NEUSS/RHINE GERMANY